


## Luminaire Photograph



Light Output Ratio:	42.4%	
Luminaire Power:	11.24 W	
SHR Nominal:	0.50	Calculated using the TM5
SHR Maximum:	0.70	fine grid method.

C Range: 0 - 360DEG  
C Interval: 30.0DEG  
Test Speed: HIGH  
Temperature: 25.3 °C  
Operators: zoe  
Test Date: 2024-01-03

γ Range: 0 - 180DEG  
γ Interval: 1.0DEG  
Test System: EVERFINE GO-SPEX500\_V1 SYSTEM V2.00.461  
Humidity: 65.0%  
Test Distance: 3.160m [K=1.0000]  
Remarks: LAMP: BXRV-DR-1830G-100Z-A-23 Ra:90  
LENS: PM-1103C 50R+DIFFUSER  
DRIVER: PUP10A-1WMC-700 500mA  
30minutes warm-up

## LUMINOUS INTENSITY DISTRIBUTION DIAGRAM

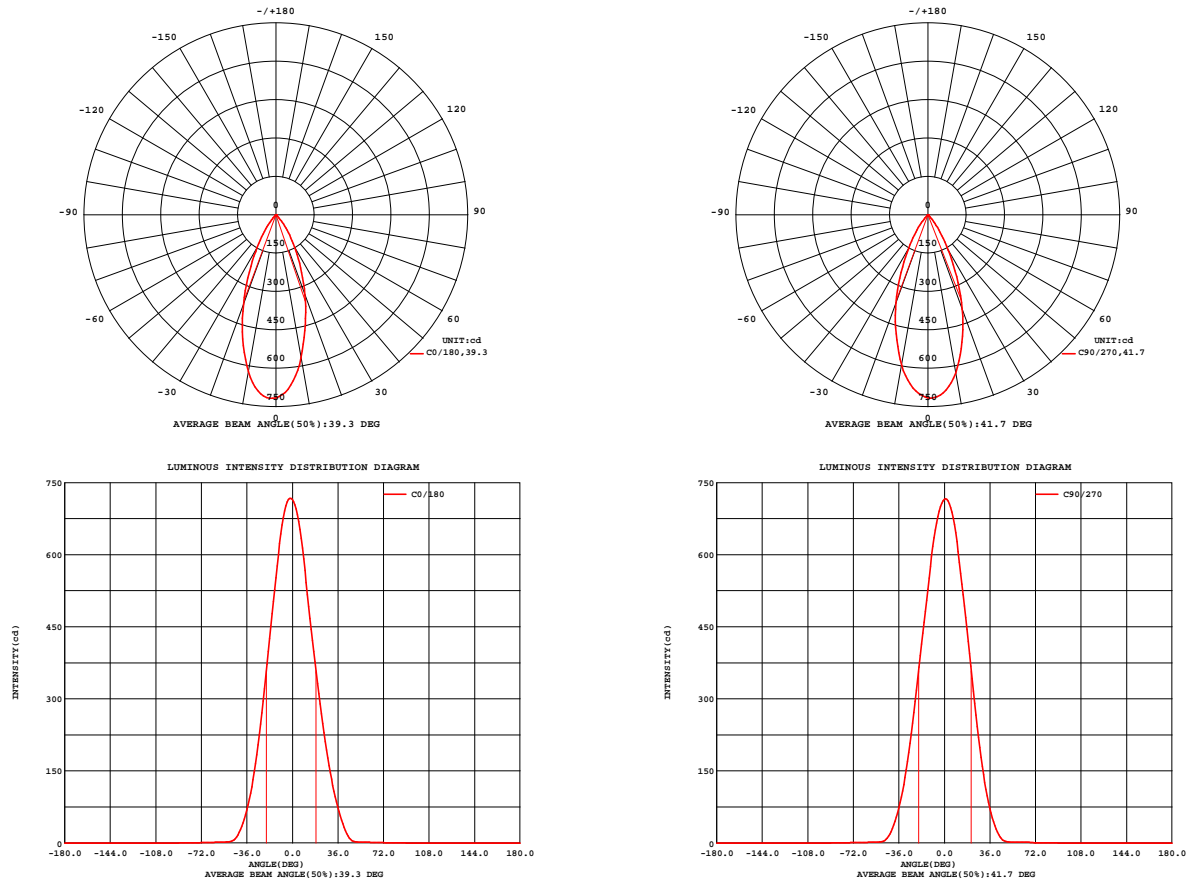


Fig. C0/C180

Fig. C90/C270

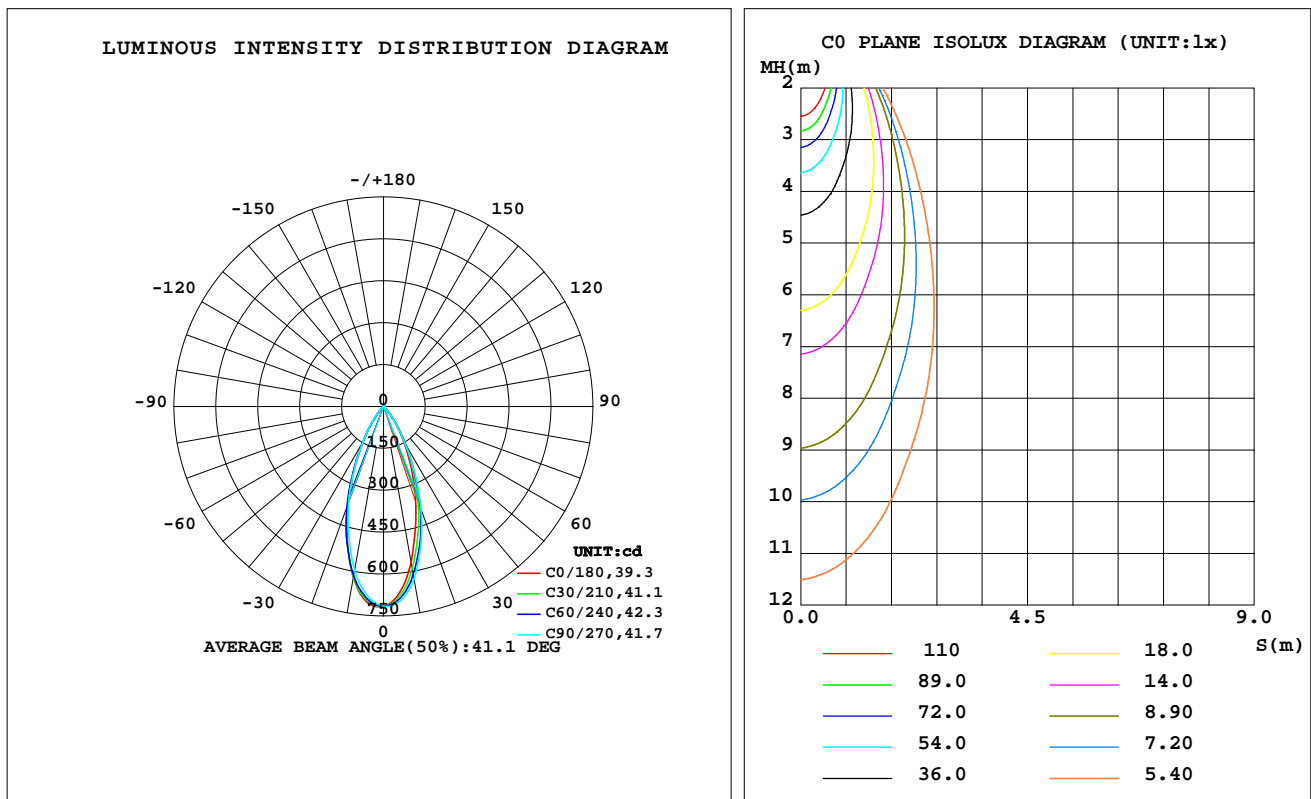
C Range: 0 - 360DEG  
C Interval: 30.0DEG  
Test Speed: HIGH  
Temperature: 25.3 °C  
Operators: zoe  
Test Date: 2024-01-03

γ Range: 0 - 180DEG  
γ Interval: 1.0DEG  
Test System: EVERFINE GO-SPEX500\_V1 SYSTEM V2.00.461  
Humidity: 65.0%  
Test Distance: 3.160m [K=1.0000]  
Remarks: LAMP: BXR-V-DR-1830G-100Z-A-23 Ra: 90  
LENS: PM-1103C 50R+DIFFUSER  
DRIVER: PUP10A-1WMC-700 500mA  
30minutes warm-up

## LUMINAIRE PHOTOMETRIC TEST REPORT

Test:U:120.31V I:0.0944A P:11.237W PF:0.9873 Freq:59.98Hz Lamp Flux:889.25x1 lm		
NAME: 2118.565-LEA-09B-DW	TYPE:	WEIGHT:
SPEC.: 3000K	DIM.:	SERIAL No.: 2401030007
MFR.: RISE	SUR.: 0.001319585m2	Shielding Angle:

DATA OF LAMP		PHOTOMETRIC DATA Eff: 33.55 lm/W			
MODEL	Bridgelux	I <sub>max</sub> (cd)	718.3	S/MH(C0/180)	0.66
NOMINAL POWER(W)	11	LOR(%)	42.4	S/MH(C90/270)	0.65
RATED VOLTAGE(V)	120	TOTAL FLUX(lm)	377.00	η UP,DN(C0-180)	0.0,21.4
NOMINAL FLUX(lm)	889.25	CIE CLASS	DIRECT	η UP,DN(C180-360)	0.0,21.0
LAMPS INSIDE	1	η up(%)	0.0	CIBSE SHR NOM	0.50
TEST VOLTAGE(V)	120	η down(%)	42.4	CIBSE SHR MAX	0.70



C Range: 0 - 360DEG  
C Interval: 30.0DEG  
Test Speed: HIGH  
Temperature:25.3℃  
Operators:zoe  
Test Date:2024-01-03

γ Range: 0 - 180DEG  
γ Interval: 1.0DEG  
Test System:EVERFINE GO-SPEX500\_V1 SYSTEM V2.00.461  
Humidity:65.0%  
Test Distance:3.160m [K=1.0000]  
Remarks: LAMP:BXRV-DR-1830G-100Z-A-23 Ra:90  
LENS:PM-1103C 50R+DIFFUSER  
DRIVER:PUP10A-1WMC-700 500mA  
30minutes warm-up

## ZONAL FLUX DIAGRAM

### ZONAL FLUX DIAGRAM:

$\gamma$	C0	C45	C90	C135	C180	C225	C270	C315	$\gamma$	$\Phi$ zone	$\Phi$ total	%lum,lamp
10	567.4	602.2	627.1	625.6	622.8	619.3	596.9	566.2	0- 10	62.89	62.89	16.7,7.07
20	332.2	375.1	393.9	376.1	372.3	382.8	366.0	330.5	10- 20	134.1	197.0	52.3,22.2
30	146.4	158.3	159.4	150.2	147.7	152.4	152.4	144.9	20- 30	113.5	310.5	82.4,34.9
40	40.00	38.36	36.26	34.74	34.35	35.19	37.34	39.29	30- 40	53.13	363.6	96.4,40.9
50	2.479	2.395	2.412	2.481	2.516	2.484	2.416	2.382	40- 50	9.919	373.5	99.1,42
60	1.401	1.416	1.479	1.455	1.406	1.351	1.348	1.339	50- 60	1.550	375.1	99.5,42.2
70	0.7687	0.7285	0.7552	0.7136	0.7725	0.8636	0.9335	0.8406	60- 70	1.169	376.2	99.8,42.3
80	0.3427	0.3113	0.2994	0.3018	0.3316	0.3825	0.4159	0.3808	70- 80	0.5871	376.8	100,42.4
90	0	0	0	0	0	0	0	0	80- 90	0.1827	377.0	100,42.4
100	0	0	0	0	0	0	0	0	90-100	0	377.0	100,42.4
110	0	0	0	0	0	0	0	0	100-110	0	377.0	100,42.4
120	0	0	0	0	0	0	0	0	110-120	0	377.0	100,42.4
130	0	0	0	0	0	0	0	0	120-130	0	377.0	100,42.4
140	0	0	0	0	0	0	0	0	130-140	0	377.0	100,42.4
150	0	0	0	0	0	0	0	0	140-150	0	377.0	100,42.4
160	0	0	0	0	0	0	0	0	150-160	0	377.0	100,42.4
170	0	0	0	0	0	0	0	0	160-170	0	377.0	100,42.4
180	0	0	0	0	0	0	0	0	170-180	0	377.0	100,42.4
DEG	LUMINOUS INTENSITY:cd									UNIT:lm		

C Range: 0 - 360DEG  
C Interval: 30.0DEG  
Test Speed: HIGH  
Temperature:25.3℃  
Operators:zoe  
Test Date:2024-01-03

$\gamma$  Range: 0 - 180DEG  
 $\gamma$  Interval: 1.0DEG  
Test System:EVERFINE GO-SPEX500\_V1 SYSTEM V2.00.461  
Humidity:65.0%  
Test Distance:3.160m [K=1.0000]  
Remarks: LAMP:BXRV-DR-1830G-100Z-A-23 Ra:90  
LENS:PM-1103C 50R+DIFFUSER  
DRIVER:PUP10A-1WMC-700 500mA  
30minutes warm-up

### LUMINANCE LIMITATION CURVES

Test:U:120.31V I:0.0944A P:11.237W PF:0.9873 Freq:59.98Hz  
Lamp Flux:889.25x1 lm

NAME: 2118.565-LEA-09B-DW

TYPE:

WEIGHT:

SPEC.: 3000K

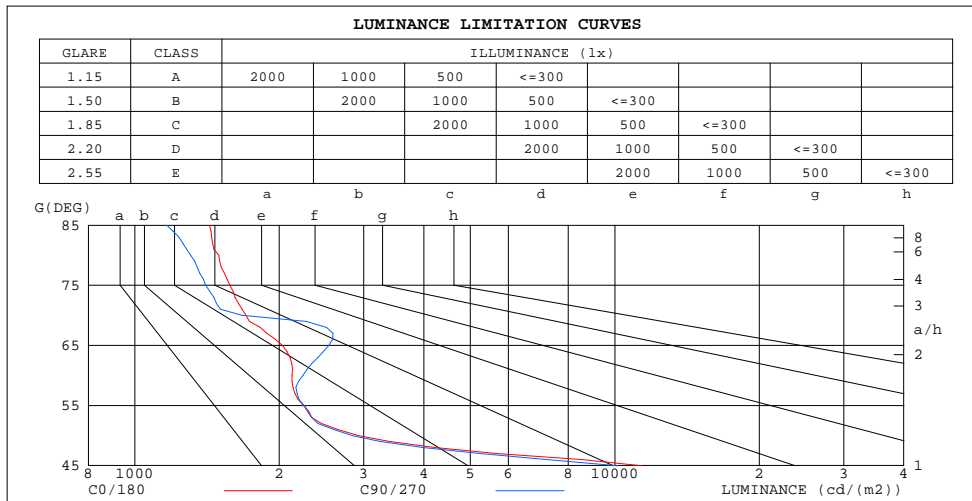
DIM.:

SERIAL No.: 2401030007

MFR.: RISE

SUR.: 0.001319585m2

Shielding Angle:



LUMINANCE cd/(m2)		
G(180)	C0/180	C90/270
85	1430	1166
80	1496	1306
75	1577	1404
70	1704	1672
65	2031	2537
60	2125	2240
55	2250	2253
50	2924	2842
45	11373	10132

C Range: 0 - 360DEG  
C Interval: 30.0DEG  
Test Speed: HIGH  
Temperature:25.3℃  
Operators:zoe  
Test Date:2024-01-03

γ Range: 0 - 180DEG  
γ Interval: 1.0DEG  
Test System:EVERFINE GO-SPEX500\_V1 SYSTEM V2.00.461  
Humidity:65.0%  
Test Distance:3.160m [K=1.0000]  
Remarks: LAMP:BXRV-DR-1830G-100Z-A-23 Ra:90  
LENS:PM-1103C 50R+DIFFUSER  
DRIVER:PUP10A-1WMC-700 500mA  
30minutes warm-up

## CU AND LUMINAIRE BUDGETARY ESTIMATE DIAGRAM

Test:U:120.31V I:0.0944A P:11.237W PF:0.9873 Freq:59.98Hz  
Lamp Flux:889.25x1 lm

NAME: 2118.565-LEA-09B-DW

TYPE:

WEIGHT:

SPEC.: 3000K

DIM.:

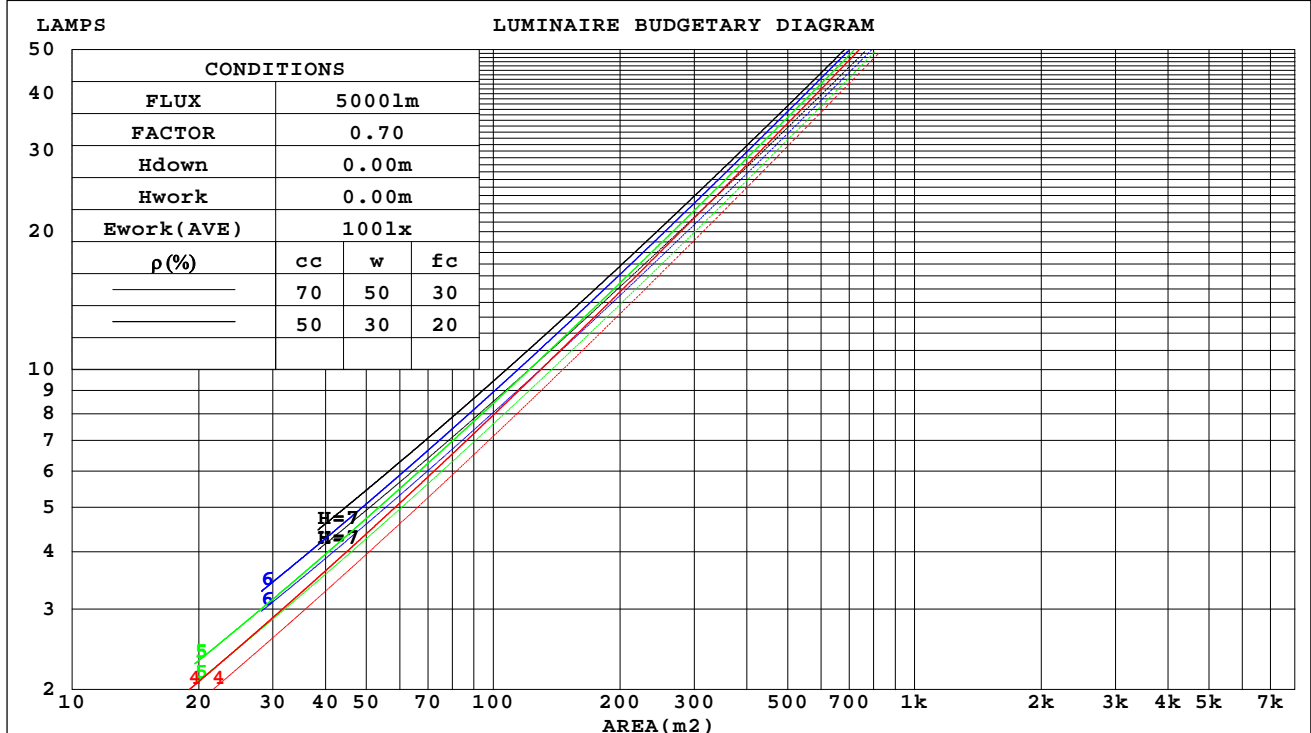
SERIAL No.: 2401030007

MFR.: RISE

SUR.: 0.001319585m2

Shielding Angle:

pcc	80%			70%			50%			30%			10%			0
pw	50%	30%	10%	50%	30%	10%	50%	30%	10%	50%	30%	10%	50%	30%	10%	0
pfc	20%			20%			20%			20%			20%			0
RCR	RCR:Room Cavity Ratio															



C Range: 0 - 360DEG  
C Interval: 30.0DEG  
Test Speed: HIGH  
Temperature:25.3℃  
Operators:zoe  
Test Date:2024-01-03

γ Range: 0 - 180DEG  
γ Interval: 1.0DEG  
Test System:EVERFINE GO-SPEX500\_V1 SYSTEM V2.00.461  
Humidity:65.0%  
Test Distance:3.160m [K=1.0000]  
Remarks: LAMP:BXRV-DR-1830G-100Z-A-23 Ra:90  
LENS:PM-1103C 50R+DIFFUSER  
DRIVER:PUP10A-1WMC-700 500mA  
30minutes warm-up

### WEC AND CCEC

Test:U:120.31V I:0.0944A P:11.237W PF:0.9873 Freq:59.98Hz Lamp Flux:889.25x1 lm		
NAME: 2118.565-LEA-09B-DW	TYPE:	WEIGHT:
SPEC.: 3000K	DIM.:	SERIAL No.: 2401030007
MFR.: RISE	SUR.: 0.001319585m2	Shielding Angle:

pcc	80%			70%			50%			30%			10%			0	
pw	50%	30%	10%	50%	30%	10%	50%	30%	10%	50%	30%	10%	50%	30%	10%	0	
pfc	20%			20%			20%			20%			20%			0	
RCR	RCR:Room Cavity Ratio						Wall Exitance Coefficients(WEC)										
0.0																	
1.0	.069	.039	.013	.067	.038	.012	.061	.035	.011	.056	.033	.010	.052	.030	.010		
2.0	.066	.036	.011	.063	.035	.011	.059	.033	.010	.055	.031	.010	.051	.029	.009		
3.0	.062	.033	.010	.060	.032	.010	.056	.031	.009	.053	.029	.009	.050	.028	.009		
4.0	.059	.031	.009	.057	.030	.009	.054	.029	.009	.051	.027	.008	.048	.026	.008		
5.0	.056	.029	.008	.055	.028	.008	.052	.027	.008	.049	.026	.008	.047	.025	.008		
6.0	.054	.027	.008	.052	.026	.008	.050	.026	.007	.048	.025	.007	.045	.024	.007		
7.0	.051	.025	.007	.050	.025	.007	.048	.024	.007	.046	.024	.007	.044	.023	.007		
8.0	.049	.024	.007	.048	.024	.007	.046	.023	.007	.044	.022	.006	.043	.022	.006		
9.0	.047	.023	.006	.046	.022	.006	.044	.022	.006	.043	.021	.006	.041	.021	.006		
10.0	.045	.022	.006	.044	.021	.006	.043	.021	.006	.041	.021	.006	.040	.020	.006		

pcc	80%			70%			50%			30%			10%			0	
pw	50%	30%	10%	50%	30%	10%	50%	30%	10%	50%	30%	10%	50%	30%	10%	0	
pfc	20%			20%			20%			20%			20%			0	
RCR	RCR:Room Cavity Ratio						Ceiling Cavity Exitance Coefficients(CCEC)										
0.0	.081	.081	.081	.069	.069	.069	.047	.047	.047	.027	.027	.027	.009	.009	.009		
1.0	.072	.067	.062	.062	.057	.053	.042	.039	.037	.024	.023	.021	.008	.007	.007		
2.0	.065	.056	.049	.056	.048	.042	.038	.033	.029	.022	.019	.017	.007	.006	.006		
3.0	.060	.048	.039	.051	.041	.034	.035	.029	.024	.020	.017	.014	.007	.005	.005		
4.0	.055	.042	.032	.047	.036	.028	.032	.025	.019	.019	.015	.011	.006	.005	.004		
5.0	.051	.037	.026	.044	.032	.023	.030	.022	.016	.018	.013	.010	.006	.004	.003		
6.0	.048	.033	.022	.041	.028	.019	.028	.020	.014	.016	.012	.008	.005	.004	.003		
7.0	.045	.029	.019	.039	.026	.016	.027	.018	.011	.016	.011	.007	.005	.003	.002		
8.0	.042	.027	.016	.037	.023	.014	.025	.016	.010	.015	.010	.006	.005	.003	.002		
9.0	.040	.024	.014	.035	.021	.012	.024	.015	.009	.014	.009	.005	.005	.003	.002		
10.0	.038	.023	.012	.033	.020	.011	.023	.014	.008	.013	.008	.004	.004	.003	.001		

C Range: 0 - 360DEG  
C Interval: 30.0DEG  
Test Speed: HIGH  
Temperature:25.3℃  
Operators:zoe  
Test Date:2024-01-03

γ Range: 0 - 180DEG  
γ Interval: 1.0DEG  
Test System:EVERFINE GO-SPEX500\_V1 SYSTEM V2.00.461  
Humidity:65.0%  
Test Distance:3.160m [K=1.0000]  
Remarks: LAMP:BXRV-DR-1830G-100Z-A-23 Ra:90  
LENS:PM-1103C 50R+DIFFUSER  
DRIVER:PUP10A-1WMC-700 500mA  
30minutes warm-up

## UGR(Unified Glare Rating) Table

Test:U:120.31V I:0.0944A P:11.237W PF:0.9873 Freq:59.98Hz Lamp Flux:889.25x1 lm											
NAME: 2118.565-LEA-09B-DW					TYPE:			WEIGHT:			
SPEC.: 3000K					DIM.:			SERIAL No.: 2401030007			
MFR.: RISE					SUR.: 0.001319585m2			Shielding Angle:			
ceiling/cavity	0.7	0.7	0.5	0.5	0.3	0.7	0.7	0.5	0.5	0.3	
walls	0.5	0.3	0.5	0.3	0.3	0.5	0.3	0.5	0.3	0.3	
working plane	0.2	0.2	0.2	0.2	0.2	0.2	0.2	0.2	0.2	0.2	
Room dimensions	Viewed crosswise					Viewed endwise					
x = 2H y = 2H	2H	17.7	18.5	17.9	18.7	18.8	17.7	18.5	17.9	18.7	18.8
	3H	17.5	18.3	17.8	18.5	18.7	17.5	18.3	17.8	18.5	18.7
	4H	17.5	18.2	17.7	18.4	18.6	17.5	18.2	17.7	18.4	18.6
	6H	17.4	18.1	17.7	18.3	18.6	17.4	18.1	17.7	18.3	18.6
	8H	17.3	18.0	17.6	18.3	18.5	17.4	18.0	17.7	18.3	18.5
	12H	17.3	17.9	17.6	18.2	18.5	17.3	17.9	17.6	18.2	18.5
4H	2H	17.4	18.2	17.7	18.4	18.6	17.4	18.2	17.7	18.4	18.6
	3H	17.3	17.9	17.6	18.2	18.5	17.3	17.9	17.6	18.2	18.5
	4H	17.2	17.8	17.6	18.1	18.4	17.2	17.8	17.6	18.1	18.4
	6H	17.2	17.7	17.5	18.0	18.3	17.2	17.7	17.5	18.0	18.3
	8H	17.1	17.6	17.5	17.9	18.3	17.1	17.6	17.5	17.9	18.3
	12H	17.1	17.5	17.5	17.9	18.3	17.1	17.5	17.5	17.9	18.3
8H	4H	17.1	17.6	17.5	17.9	18.3	17.1	17.6	17.5	17.9	18.3
	6H	17.0	17.4	17.4	17.8	18.2	17.0	17.4	17.4	17.8	18.2
	8H	17.0	17.3	17.4	17.7	18.2	17.0	17.3	17.4	17.7	18.2
	12H	16.9	17.2	17.4	17.7	18.1	16.9	17.2	17.4	17.7	18.1
12H	4H	17.0	17.5	17.4	17.8	18.2	17.0	17.5	17.5	17.9	18.2
	6H	17.0	17.3	17.4	17.7	18.2	17.0	17.3	17.4	17.7	18.2
	8H	16.9	17.2	17.4	17.7	18.1	16.9	17.2	17.4	17.7	18.1
Variations with the observer position at spacings(CIE Pub.117):											
S = 1.0H	+ 3.5 / - 9.6					+ 3.6 / - 9.1					
1.5H	+ 6.1 / - 9.3					+ 6.2 / - 9.3					
2.0H	+ 5.7 / - 2.0					+ 5.4 / - 1.8					

CIE Pub.117, 889.3 lm Total Lamp Luminous Flux Correct (8log(F/F0) = -0.4)  
Area: 0.00131959 m2

C Range: 0 - 360DEG  
C Interval: 30.0DEG  
Test Speed: HIGH  
Temperature:25.3℃  
Operators:zoe  
Test Date:2024-01-03

γ Range: 0 - 180DEG  
γ Interval: 1.0DEG  
Test System:EVERFINE GO-SPEX500\_V1 SYSTEM V2.00.461  
Humidity:65.0%  
Test Distance:3.160m [K=1.0000]  
Remarks: LAMP:BXRV-DR-1830G-100Z-A-23 Ra:90  
LENS:PM-1103C 50R+DIFFUSER  
DRIVER:PUP10A-1WMC-700 500mA  
30minutes warm-up



### UTILIZATION FACTORS TABLE

Test:U:120.31V I:0.0944A P:11.237W PF:0.9873 Freq:59.98Hz Lamp Flux:889.25x1 lm		
NAME: 2118.565-LEA-09B-DW	TYPE:	WEIGHT:
SPEC.: 3000K	DIM.:	SERIAL No.: 2401030007
MFR.: RISE	SUR.: 0.001319585m2	Shielding Angle:

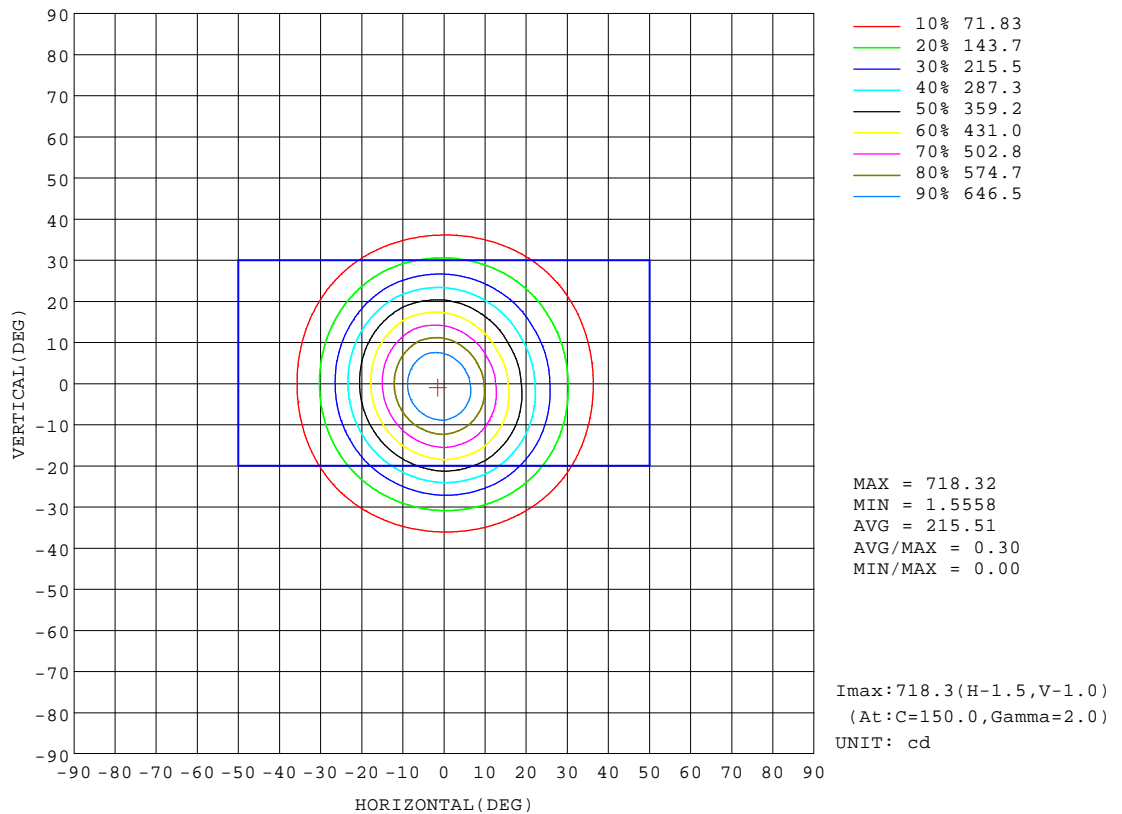
REFLECTANCE										
Ceiling	0.8	0.8	0.8	0.7	0.7	0.7	0.5	0.5	0.5	0
Walls	0.7	0.5	0.3	0.7	0.5	0.3	0.7	0.5	0.3	0
Working plane	0.2	0.2	0.2	0.2	0.2	0.2	0.2	0.2	0.2	0
ROOM INDEX	UTILIZATION FACTORS(PERCENT) $k(RI) \times RCR = 5$									
k = 0.60	38	35	34	38	35	34	37	35	34	32
0.80	41	39	37	41	38	37	40	38	37	35
1.00	43	40	39	42	40	39	42	40	39	37
1.25	44	42	41	44	42	41	43	41	40	39
1.50	45	43	42	45	43	42	44	42	41	40
2.00	46	45	43	46	44	43	45	43	42	40
2.50	47	45	44	46	45	44	45	44	43	41
3.00	48	46	45	47	46	45	45	45	44	41
4.00	48	47	46	48	47	46	46	45	45	42
5.00	49	48	47	48	47	47	46	46	45	42
ROOM INDEX	UF(total)									Direct
According to DIN EN 13032-2 2004			Suspended					SHRNOM = 1.25		

C Range: 0 - 360DEG  
C Interval: 30.0DEG  
Test Speed: HIGH  
Temperature:25.3℃  
Operators:zoe  
Test Date:2024-01-03

γ Range: 0 - 180DEG  
γ Interval: 1.0DEG  
Test System:EVERFINE GO-SPEX500\_V1 SYSTEM V2.00.461  
Humidity:65.0%  
Test Distance:3.160m [K=1.0000]  
Remarks: LAMP:BXRV-DR-1830G-100Z-A-23 Ra:90  
LENS:PM-1103C 50R+DIFFUSER  
DRIVER:PUP10A-1WMC-700 500mA  
30minutes warm-up

## ISOCANDELA DIAGRAM

Test:U:120.31V I:0.0944A P:11.237W PF:0.9873 Freq:59.98Hz Lamp Flux:889.25x1 lm		
NAME: 2118.565-LEA-09B-DW	TYPE:	WEIGHT:
SPEC.: 3000K	DIM.:	SERIAL No.: 2401030007
MFR.: RISE	SUR.: 0.001319585m2	Shielding Angle:

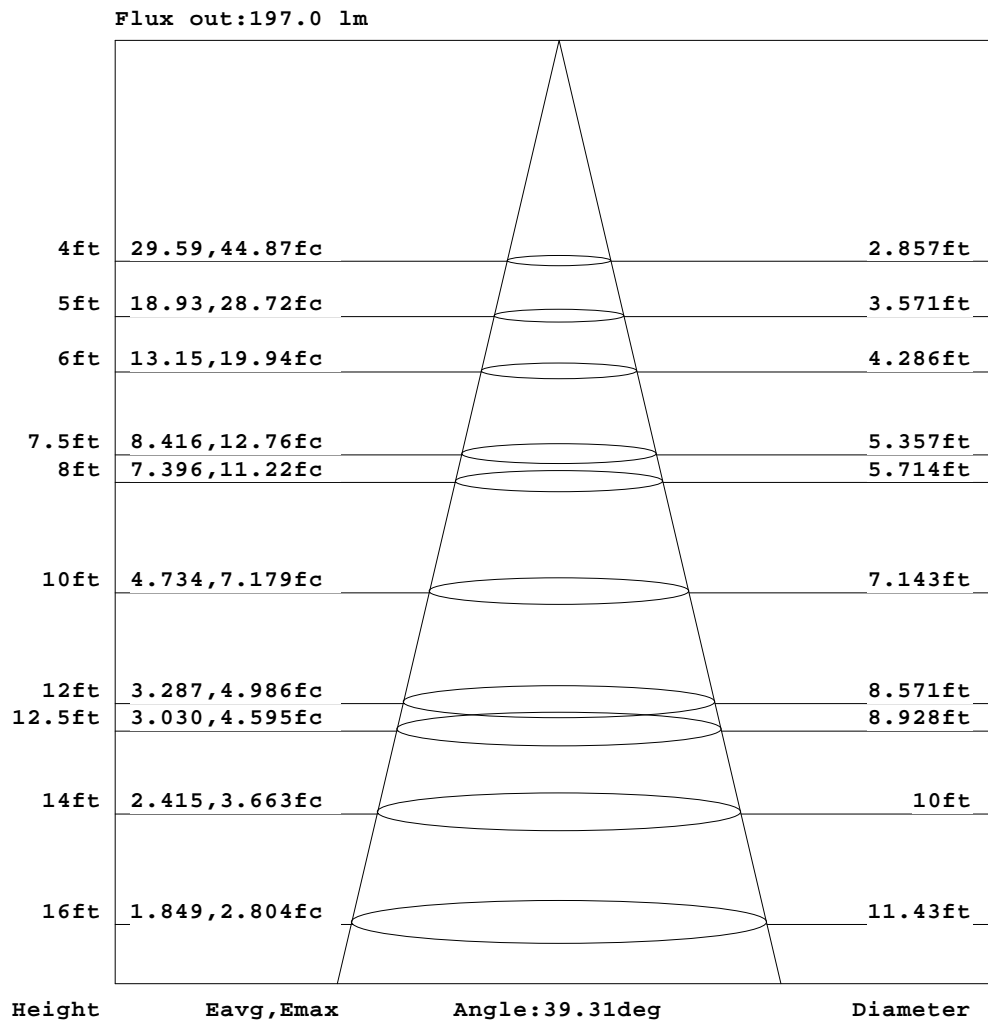


C Range: 0 - 360DEG  
C Interval: 30.0DEG  
Test Speed: HIGH  
Temperature:25.3℃  
Operators:zoe  
Test Date:2024-01-03

γ Range: 0 - 180DEG  
γ Interval: 1.0DEG  
Test System:EVERFINE GO-SPEX500\_V1 SYSTEM V2.00.461  
Humidity:65.0%  
Test Distance:3.160m [K=1.0000]  
Remarks: LAMP:BXRV-DR-1830G-100Z-A-23 Ra:90  
LENS:PM-1103C 50R+DIFFUSER  
DRIVER:PUP10A-1WMC-700 500mA  
30minutes warm-up

## AAI Figure

Test:U:120.31V I:0.0944A P:11.237W PF:0.9873 Freq:59.98Hz Lamp Flux:889.25x1 lm		
NAME: 2118.565-LEA-09B-DW	TYPE:	WEIGHT:
SPEC.: 3000K	DIM.:	SERIAL No.: 2401030007
MFR.: RISE	SUR.: 0.001319585m2	Shielding Angle:



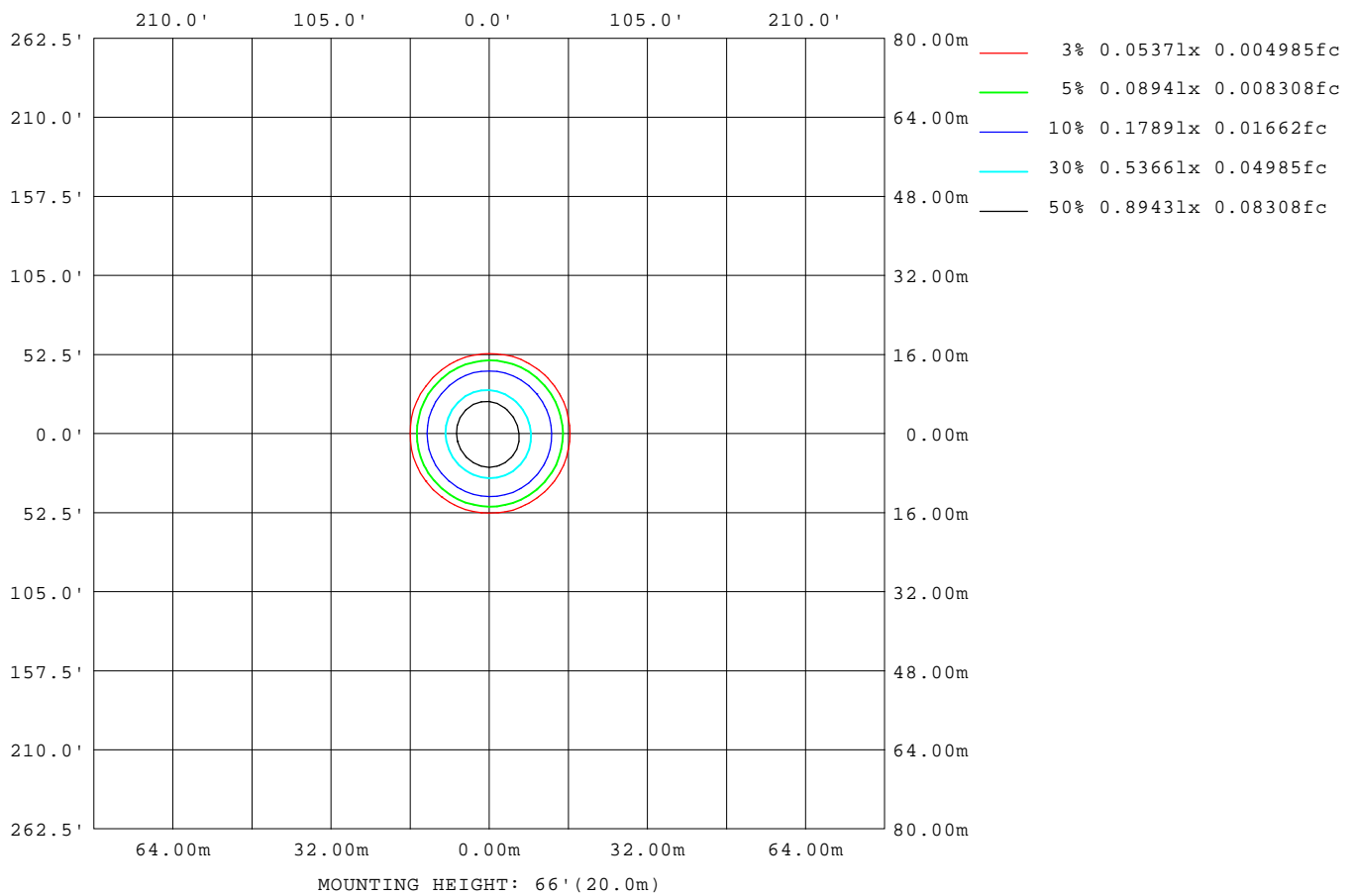
Note:The Curves indicate the illuminated area and the average illumination when the luminaire is at different distance.

C Range: 0 - 360DEG  
C Interval: 30.0DEG  
Test Speed: HIGH  
Temperature:25.3℃  
Operators:zoe  
Test Date:2024-01-03

γ Range: 0 - 180DEG  
γ Interval: 1.0DEG  
Test System:EVERFINE GO-SPEX500\_V1 SYSTEM V2.00.461  
Humidity:65.0%  
Test Distance:3.160m [K=1.0000]  
Remarks: LAMP:BXRV-DR-1830G-100Z-A-23 Ra:90  
LENS:PM-1103C 50R+DIFFUSER  
DRIVER:PUP10A-1WMC-700 500mA  
30minutes warm-up

## ISOLUX DIAGRAM

Test:U:120.31V I:0.0944A P:11.237W PF:0.9873 Freq:59.98Hz Lamp Flux:889.25x1 lm		
NAME: 2118.565-LEA-09B-DW	TYPE:	WEIGHT:
SPEC.: 3000K	DIM.:	SERIAL No.: 2401030007
MFR.: RISE	SUR.: 0.001319585m2	Shielding Angle:



C Range: 0 - 360DEG  
C Interval: 30.0DEG  
Test Speed: HIGH  
Temperature:25.3℃  
Operators:zoe  
Test Date:2024-01-03

γ Range: 0 - 180DEG  
γ Interval: 1.0DEG  
Test System:EVERFINE GO-SPEX500\_V1 SYSTEM V2.00.461  
Humidity:65.0%  
Test Distance:3.160m [K=1.0000]  
Remarks: LAMP:BXRV-DR-1830G-100Z-A-23 Ra:90  
LENS:PM-1103C 50R+DIFFUSER  
DRIVER:PUP10A-1WMC-700 500mA  
30minutes warm-up

### LED Avg.L Report

Test:U:120.31V I:0.0944A P:11.237W PF:0.9873 Freq:59.98Hz Lamp Flux:889.25x1 lm		
NAME: 2118.565-LEA-09B-DW	TYPE:	WEIGHT:
SPEC.: 3000K	DIM.:	SERIAL No.: 2401030007
MFR.: RISE	SUR.: 0.001319585m2	Shielding Angle:

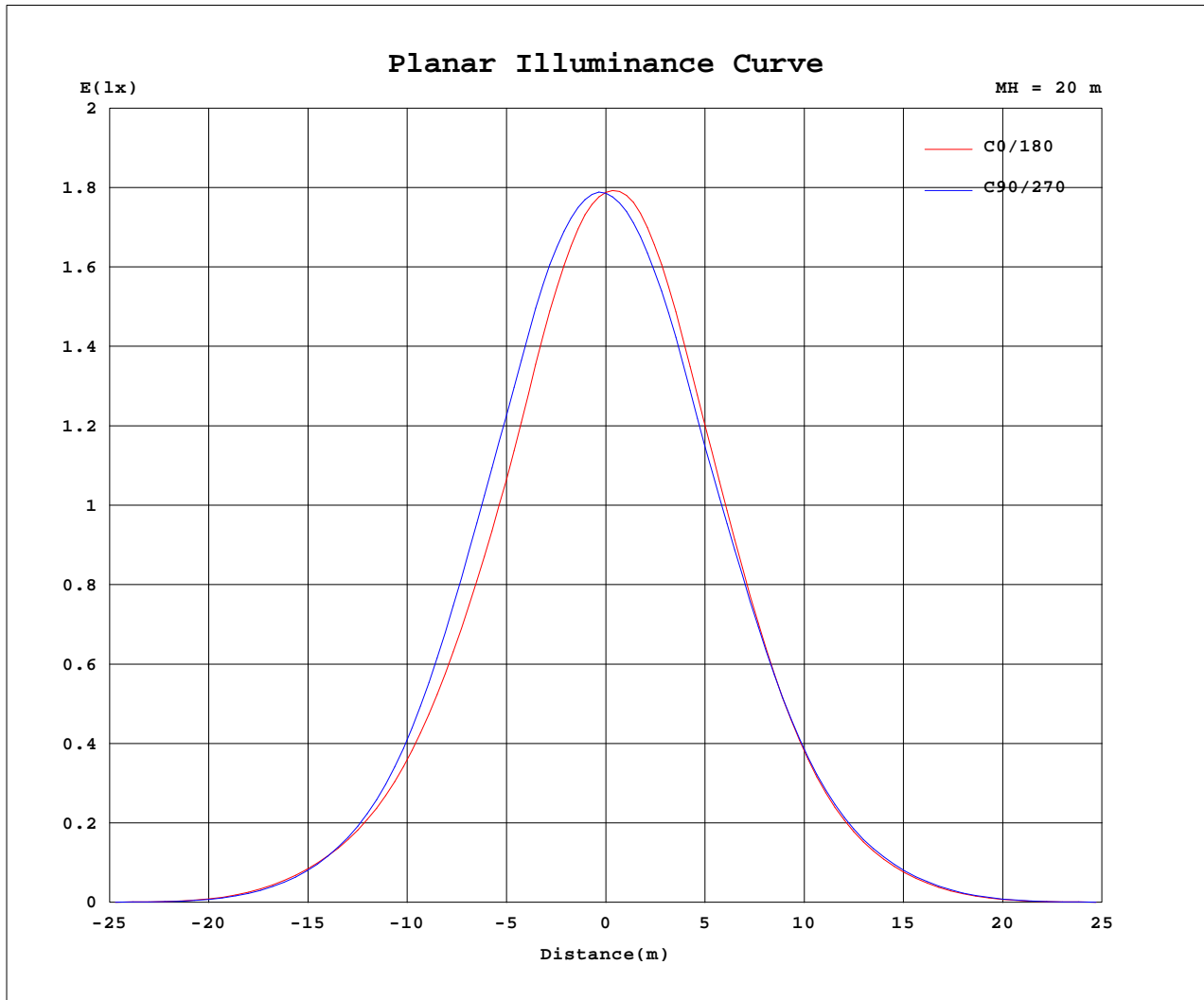
AvgL	cd/m2
L_0~180(65)av	2031
L_0~180(75)av	1574
L_0~180(85)av	1383
L_90~270(65)av	2336
L_90~270(75)av	1648
L_90~270(85)av	1490
L_45(65)av	2202
L_45(75)av	1610
L_45(85)av	1428

Standard: GB/T 29293-2012

C Range: 0 - 360DEG  
C Interval: 30.0DEG  
Test Speed: HIGH  
Temperature:25.3℃  
Operators:zoe  
Test Date:2024-01-03

γ Range: 0 - 180DEG  
γ Interval: 1.0DEG  
Test System:EVERFINE GO-SPEX500\_V1 SYSTEM V2.00.461  
Humidity:65.0%  
Test Distance:3.160m [K=1.0000]  
Remarks: LAMP:BXRV-DR-1830G-100Z-A-23 Ra:90  
LENS:PM-1103C 50R+DIFFUSER  
DRIVER:PUP10A-1WMC-700 500mA  
30minutes warm-up

## Planar Illuminance Curve



C Range: 0 - 360DEG  
 C Interval: 30.0DEG  
 Test Speed: HIGH  
 Temperature: 25.3 °C  
 Operators: zoe  
 Test Date: 2024-01-03

γ Range: 0 - 180DEG  
 γ Interval: 1.0DEG  
 Test System: EVERFINE GO-SPEX500\_V1 SYSTEM V2.00.461  
 Humidity: 65.0%  
 Test Distance: 3.160m [K=1.0000]  
 Remarks: LAMP: BXRV-DR-1830G-100Z-A-23 Ra: 90  
 LENS: PM-1103C 50R+DIFFUSER  
 DRIVER: PUP10A-1WMC-700 500mA  
 30minutes warm-up



## LUMINOUS DISTRIBUTION INTENSITY DATA

Test:U:120.31V I:0.0944A P:11.237W PF:0.9873 Freq:59.98Hz Lamp Flux:889.25x1 lm		
NAME: 2118.565-LEA-09B-DW	TYPE:	WEIGHT:
SPEC.: 3000K	DIM.:	SERIAL No.: 2401030007
MFR.: RISE	SUR.: 0.001319585m2	Shielding Angle:

Table--1

UNIT: cd

C(DEG) γ (DEG)	0	30	60	90	120	150	180	210	240	270	300	330						
0	715	715	715	715	715	715	715	715	715	715	715	715						
5	669	679	689	698	701	702	702	696	690	679	669	664						
10	567	592	613	627	627	625	623	621	617	597	573	559						
15	444	477	505	516	509	502	502	507	505	482	451	434						
20	332	363	388	394	381	371	372	380	385	366	339	322						
25	230	250	265	266	254	247	247	253	260	249	233	223						
30	146	156	161	159	152	148	148	150	155	152	147	143						
35	85.5	87.7	86.9	85.0	82.1	80.6	79.9	80.4	82.7	84.1	84.2	83.9						
40	40.0	39.7	37.0	36.3	34.8	34.7	34.4	34.4	36.0	37.3	39.0	39.6						
45	10.6	10.5	9.60	9.46	9.63	9.18	9.13	9.76	9.87	10.2	10.5	10.3						
50	2.48	2.43	2.36	2.41	2.44	2.52	2.52	2.49	2.47	2.42	2.39	2.38						
55	1.70	1.69	1.67	1.71	1.70	1.74	1.70	1.65	1.64	1.64	1.62	1.65						
60	1.40	1.39	1.44	1.48	1.46	1.45	1.41	1.35	1.35	1.35	1.33	1.35						
65	1.13	1.25	1.35	1.42	1.35	1.26	1.13	1.15	1.18	1.19	1.15	1.13						
70	0.77	0.73	0.72	0.76	0.70	0.73	0.77	0.83	0.89	0.93	0.86	0.82						
75	0.54	0.51	0.49	0.48	0.48	0.50	0.54	0.58	0.64	0.65	0.62	0.58						
80	0.34	0.32	0.30	0.30	0.30	0.31	0.33	0.36	0.40	0.42	0.40	0.36						
85	0.16	0.15	0.14	0.13	0.13	0.14	0.15	0.17	0.20	0.21	0.20	0.18						
90	0.00	0.00	0.00	0.00	0.00	0.00	0.00	0.00	0.00	0.00	0.00	0.00						
95	0.00	0.00	0.00	0.00	0.00	0.00	0.00	0.00	0.00	0.00	0.00	0.00						
100	0.00	0.00	0.00	0.00	0.00	0.00	0.00	0.00	0.00	0.00	0.00	0.00						
105	0.00	0.00	0.00	0.00	0.00	0.00	0.00	0.00	0.00	0.00	0.00	0.00						
110	0.00	0.00	0.00	0.00	0.00	0.00	0.00	0.00	0.00	0.00	0.00	0.00						
115	0.00	0.00	0.00	0.00	0.00	0.00	0.00	0.00	0.00	0.00	0.00	0.00						
120	0.00	0.00	0.00	0.00	0.00	0.00	0.00	0.00	0.00	0.00	0.00	0.00						
125	0.00	0.00	0.00	0.00	0.00	0.00	0.00	0.00	0.00	0.00	0.00	0.00						
130	0.00	0.00	0.00	0.00	0.00	0.00	0.00	0.00	0.00	0.00	0.00	0.00						
135	0.00	0.00	0.00	0.00	0.00	0.00	0.00	0.00	0.00	0.00	0.00	0.00						
140	0.00	0.00	0.00	0.00	0.00	0.00	0.00	0.00	0.00	0.00	0.00	0.00						
145	0.00	0.00	0.00	0.00	0.00	0.00	0.00	0.00	0.00	0.00	0.00	0.00						
150	0.00	0.00	0.00	0.00	0.00	0.00	0.00	0.00	0.00	0.00	0.00	0.00						
155	0.00	0.00	0.00	0.00	0.00	0.00	0.00	0.00	0.00	0.00	0.00	0.00						
160	0.00	0.00	0.00	0.00	0.00	0.00	0.00	0.00	0.00	0.00	0.00	0.00						
165	0.00	0.00	0.00	0.00	0.00	0.00	0.00	0.00	0.00	0.00	0.00	0.00						
170	0.00	0.00	0.00	0.00	0.00	0.00	0.00	0.00	0.00	0.00	0.00	0.00						
175	0.00	0.00	0.00	0.00	0.00	0.00	0.00	0.00	0.00	0.00	0.00	0.00						
180	0.00	0.00	0.00	0.00	0.00	0.00	0.00	0.00	0.00	0.00	0.00	0.00						

C Range: 0 - 360DEG  
C Interval: 30.0DEG  
Test Speed: HIGH  
Temperature:25.3℃  
Operators:zoe  
Test Date:2024-01-03

γ Range: 0 - 180DEG  
γ Interval: 1.0DEG  
Test System:EVERFINE GO-SPEX500\_V1 SYSTEM V2.00.461  
Humidity:65.0%  
Test Distance:3.160m [K=1.0000]  
Remarks: LAMP:BXRV-DR-1830G-100Z-A-23 Ra:90  
LENS:PM-1103C 50R+DIFFUSER  
DRIVER:PUP10A-1WMC-700 500mA  
30minutes warm-up